

Write your name here		
Surname	Other names	
<b>Pearson Edexcel</b>	Centre Number	Candidate Number
<b>Level 3 GCE</b>	<input type="text"/> <input type="text"/> <input type="text"/> <input type="text"/> <input type="text"/> <input type="text"/>	<input type="text"/> <input type="text"/> <input type="text"/> <input type="text"/> <input type="text"/> <input type="text"/>
<b>Mathematics</b>		
<b>Advanced</b>		
<b>Paper 2: Pure Mathematics 2</b>		
Wednesday 13 June 2018 – Morning		Paper Reference
<b>Time: 2 hours</b>		<b>9MA0/02</b>
<b>You must have:</b> Mathematical Formulae and Statistical Tables, calculator		Total Marks

**Candidates may use any calculator allowed by the regulations of the Joint Council for Qualifications. Calculators must not have the facility for symbolic algebra manipulation, differentiation and integration, or have retrievable mathematical formulae stored in them.**

## Instructions

- Use **black** ink or ball-point pen.
- If pencil is used for diagrams/sketches/graphs it must be dark (HB or B).
- **Fill in the boxes** at the top of this page with your name, centre number and candidate number.
- Answer **all** questions and ensure that your answers to parts of questions are clearly labelled.
- Answer the questions in the spaces provided – *there may be more space than you need.*
- You should show sufficient working to make your methods clear. Answers without working may not gain full credit.
- Answers should be given to three significant figures unless otherwise stated.

## Information

- A booklet 'Mathematical Formulae and Statistical Tables' is provided.
- There are 14 questions in this question paper. The total mark for this paper is 100.
- The marks for each question are shown in brackets – *use this as a guide as to how much time to spend on each question.*

## Advice

- Read each question carefully before you start to answer it.
- Try to answer every question.
- Check your answers if you have time at the end

Turn over ►

P58349A

©2018 Pearson Education Ltd.

1/1/1/1/1/



P 5 8 3 4 9 A 0 1 4 4



Pearson

Answer ALL questions. Write your answers in the spaces provided.

1.

$$g(x) = \frac{2x+5}{x-3} \quad x \geq 5$$

(a) Find  $gg(5)$ .

(2)

(b) State the range of  $g$ .

(1)

(c) Find  $g^{-1}(x)$ , stating its domain.

(3)

$$a) \quad g(5) = \frac{2(5)+5}{5-3} = \frac{15}{2}$$

$$gg(5) = g[g(5)] = g\left(\frac{15}{2}\right) = \frac{2\left(\frac{15}{2}\right)+5}{\frac{15}{2}-3} = \frac{40}{9} //$$

$$b) \quad g(5) = \frac{15}{2}$$

$$\text{as } x \rightarrow \infty, g(x) \rightarrow 2.$$

$$\text{so } 2 < g(x) \leq \frac{15}{2}$$

$$c) \quad y = \frac{2x+5}{x-3}$$

$$x \Leftrightarrow y; \quad x = \frac{2y+5}{y-3}$$

making  $y$   
the subject

$$xy - 3x = 2y + 5$$

$$y(x-2) = 3x+5$$

$$y = \frac{3x+5}{x-2} = g^{-1}(x) \quad \text{for } 2 < x \leq \frac{15}{2}$$



2. Relative to a fixed origin  $O$ ,

the point  $A$  has position vector  $(2\mathbf{i} + 3\mathbf{j} - 4\mathbf{k})$ ,

the point  $B$  has position vector  $(4\mathbf{i} - 2\mathbf{j} + 3\mathbf{k})$ ,

and the point  $C$  has position vector  $(a\mathbf{i} + 5\mathbf{j} - 2\mathbf{k})$ , where  $a$  is a constant and  $a < 0$

$D$  is the point such that  $\overrightarrow{AB} = \overrightarrow{BD}$ .

(a) Find the position vector of  $D$ .

(2)

Given  $|\overrightarrow{AC}| = 4$

(b) find the value of  $a$ .

$$\text{a) } \overrightarrow{AB} = \overrightarrow{OB} - \overrightarrow{OA} = \begin{pmatrix} 4 \\ -2 \\ 3 \end{pmatrix} - \begin{pmatrix} 2 \\ 3 \\ -4 \end{pmatrix} = \begin{pmatrix} 2 \\ -5 \\ 7 \end{pmatrix} \quad (3)$$

$$\overrightarrow{BD} = \overrightarrow{OD} - \overrightarrow{OB} = \begin{pmatrix} x \\ y \\ z \end{pmatrix} - \begin{pmatrix} 4 \\ -2 \\ 3 \end{pmatrix} = \begin{pmatrix} x-4 \\ y+2 \\ z-3 \end{pmatrix}$$

$$\overrightarrow{AB} = \overrightarrow{BD} \quad \therefore \begin{pmatrix} 2 \\ -5 \\ 7 \end{pmatrix} = \begin{pmatrix} x-4 \\ y+2 \\ z-3 \end{pmatrix} \quad \begin{matrix} \text{--- ①} \\ \text{--- ②} \\ \text{--- ③} \end{matrix}$$

$$\text{①: } 2 = x - 4 \quad \therefore x = 6$$

$$\text{②: } -5 = y + 2 \quad \therefore y = -7$$

$$\text{③: } 7 = z - 3 \quad \therefore z = 10$$

$$\text{so } \overrightarrow{OD} = \begin{pmatrix} 6 \\ -7 \\ 10 \end{pmatrix}$$

$$\text{b) } \overrightarrow{AC} = \overrightarrow{OC} - \overrightarrow{OA} = \begin{pmatrix} a \\ 5 \\ -2 \end{pmatrix} - \begin{pmatrix} 2 \\ 3 \\ -4 \end{pmatrix} = \begin{pmatrix} a-2 \\ 2 \\ 2 \end{pmatrix}$$

$$|\overrightarrow{AC}| = \sqrt{(a-2)^2 + (2)^2 + (2)^2} = 4$$

$$\Rightarrow (a-2)^2 + 8 = 4^2$$



Question 2 continued

$$\Rightarrow (a-2)^2 = 8$$

$$\Rightarrow a-2 = \pm\sqrt{8}$$

$$\Rightarrow a = 2 \pm \sqrt{8}$$

$$a < 0 \quad \therefore a = 2 - \sqrt{8} = 2 - 2\sqrt{2}$$

$$= \boxed{2(1-\sqrt{2})}$$

(Total for Question 2 is 5 marks)



P 5 8 3 4 9 A 0 5 4 4

3. (a) "If  $m$  and  $n$  are irrational numbers, where  $m \neq n$ , then  $mn$  is also irrational."

Disprove this statement by means of a counter example.

(2)

(b) (i) Sketch the graph of  $y = |x| + 3$

(ii) Explain why  $|x| + 3 \geq |x + 3|$  for all real values of  $x$ .

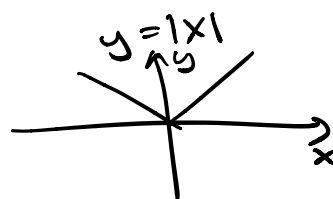
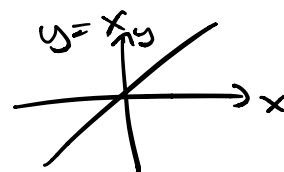
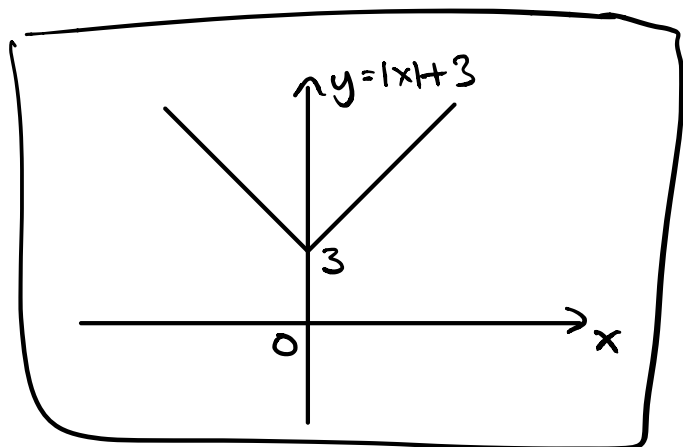
(3)

a) take  $m = \sqrt{2}$ ,  $n = \sqrt{8}$

then  $mn = \sqrt{2} \times \sqrt{8} = \sqrt{16} = 4 \in \mathbb{Q}$

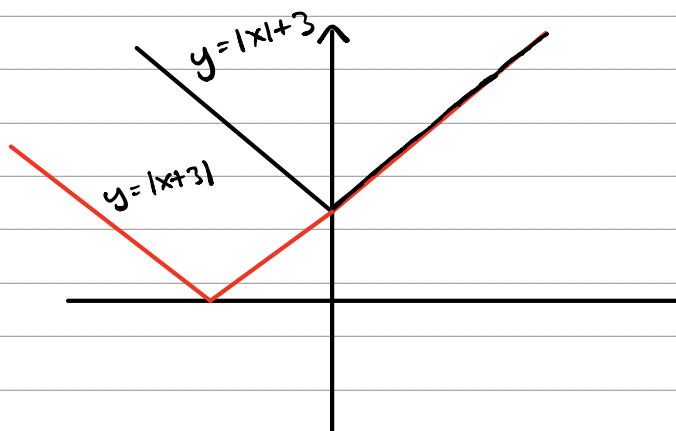
"4 belongs to the set of rational numbers."

bi)



ii) sketch the graphs.

$y = |x| + 3$  is equal to  $|x + 3|$  for  $x \geq 0$ , and greater than  $|x + 3|$  for negative values of  $x$ .



4. (i) Show that  $\sum_{r=1}^{16} (3 + 5r + 2^r) = 131798$  (4)

(ii) A sequence  $u_1, u_2, u_3, \dots$  is defined by

$$u_{n+1} = \frac{1}{u_n}, \quad u_1 = \frac{2}{3}$$

Find the exact value of  $\sum_{r=1}^{100} u_r$  (3)

i)  $\sum_{r=1}^{16} 3 + 5r + 2^r = \sum_{r=1}^{16} (3 + 5r) + \sum_{r=1}^{16} 2^r$  (3)

Arithmetic series.  
 $a = 3, d = 5, n = 16$

$$\Rightarrow S_{16} = \frac{16}{2} [2(3) + (16-1)(5)]$$

$$= 728 //$$

Geometric series  
 $a = 2, r = 2, n = 16$

$$\Rightarrow S_{16} = \frac{2(1-2^{16})}{1-2}$$

$$= 131070 //$$

$$\therefore \sum_{r=1}^{16} 3 + 5r + 2^r = 728 + 131070 = 131798$$

ii)  $u_2 = \frac{1}{\frac{2}{3}} = \frac{3}{2}$

$u_3 = \frac{1}{\frac{3}{2}} = \frac{2}{3}$

$u_4 = \frac{3}{2}$

$u_5 = \frac{2}{3}$

⋮

⋮

⋮

⋮

even terms are  $\frac{3}{2}$

odd terms are  $\frac{2}{3}$ .

$$\therefore \sum_{r=1}^{100} u_r = 50 \left(\frac{3}{2}\right) + 50 \left(\frac{2}{3}\right)$$

$$= \boxed{\frac{325}{3}}$$



5. The equation  $2x^3 + x^2 - 1 = 0$  has exactly one real root.

(a) Show that, for this equation, the Newton-Raphson formula can be written

$$x_{n+1} = \frac{4x_n^3 + x_n^2 + 1}{6x_n^2 + 2x_n} \quad (3)$$

Using the formula given in part (a) with  $x_1 = 1$

(b) find the values of  $x_2$  and  $x_3$  (2)

(c) Explain why, for this question, the Newton-Raphson method cannot be used with  $x_1 = 0$  (1)

a) Newton-Raphson formula:  $x_{n+1} = x_n - \frac{f(x_n)}{f'(x_n)}$

$$f(x_n) = 2x_n^3 + x_n^2 - 1$$

$$f'(x_n) = 6x_n^2 + 2x_n$$

$$\begin{aligned} \therefore x_{n+1} &= x_n - \left( \frac{2x_n^3 + x_n^2 - 1}{6x_n^2 + 2x_n} \right) \\ &= \frac{x_n(6x_n^2 + 2x_n) - 2x_n^3 - x_n^2 + 1}{6x_n^2 + 2x_n} \end{aligned}$$

$$= \frac{6x_n^3 + 2x_n^2 - 2x_n^3 - x_n^2 + 1}{6x_n^2 + 2x_n}$$

$$= \frac{4x_n^3 + x_n^2 + 1}{6x_n^2 + 2x_n} //$$



Question 5 continued

$$b) X_2 = \frac{4(1)^3 + (1)^2 + 1}{6(1)^2 + 2(1)} = \boxed{\frac{3}{4}}$$

$$X_3 = \frac{4\left(\frac{3}{4}\right)^3 + \left(\frac{3}{4}\right)^2 + 1}{6\left(\frac{3}{4}\right)^2 + 2\left(\frac{3}{4}\right)} = \boxed{\frac{2}{3}}$$

c)  $x=0$  corresponds to a turning point.  
Using  $x=0$  in the Newton-Raphson formula results in division by 0, which is undefined.

(Total for Question 5 is 6 marks)





6.

$$f(x) = -3x^3 + 8x^2 - 9x + 10, \quad x \in \mathbb{R}$$

(a) (i) Calculate  $f(2)$ (ii) Write  $f(x)$  as a product of two algebraic factors.

(3)

Using the answer to (a)(ii),

(b) prove that there are exactly two real solutions to the equation

$$-3y^6 + 8y^4 - 9y^2 + 10 = 0$$

(2)

(c) deduce the number of real solutions, for  $7\pi \leq \theta < 10\pi$ , to the equation

$$3 \tan^3 \theta - 8 \tan^2 \theta + 9 \tan \theta - 10 = 0$$

(1)

$$\text{ai) } f(2) = -3(2)^3 + 8(2)^2 - 9(2) + 10 = 0 //$$

ii)  $x-2$  is a factor of  $f(x)$ .

$$\begin{array}{r} -3x^2 + 2x - 5 \\ x-2 \overline{) -3x^3 + 8x^2 - 9x + 10} \\ \underline{-3x^3 + 6x^2} \phantom{-9x + 10} \\ 0 \phantom{2x^2} - 9x \phantom{+ 10} \\ \phantom{0} \underline{2x^2 - 4x} \phantom{+ 10} \\ \phantom{0} \phantom{2x^2} - 5x + 10 \\ \phantom{0} \phantom{2x^2} \underline{-5x + 10} \\ \phantom{0} \phantom{2x^2} \phantom{-5x} 0 \phantom{+ 10} \end{array}$$

$$\therefore f(x) = (x-2)(-3x^2 + 2x - 5)$$

$$\text{b) solving } f(x) = 0 : -3x^2 + 2x - 5 = 0$$

$$\begin{aligned} b^2 - 4ac &= (2)^2 - 4(-3)(-5) \\ &= -56 < 0 // \end{aligned}$$

so no real solutions.



Question 6 continued

The only real solution to  $f(x) = 0$  is  $x = 2$ .

The given equation " $-3y^6 + 8y^4 - 9y^2 + 10 = 0$ "  
is just  $f(y^2) = 0$ . (i.e.  $f(x) = 0$  where  $x = y^2$ )

So the only solutions will be given by  $y^2 = 2$

$$\Rightarrow y = \pm\sqrt{2}$$

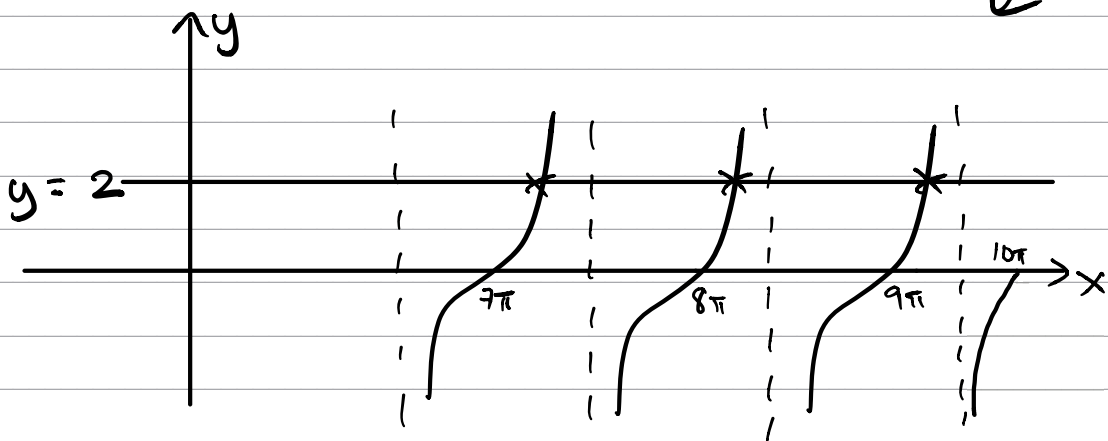
hence there are only 2 real solutions. ( $y = -\sqrt{2}, y = \sqrt{2}$ ).

c) This is just  $f(\tan\theta) = 0$ .

$$\Rightarrow \tan\theta = 2$$

3 solutions

Why? :  $\tan\theta$  repeats every  $\pi$   
so in the interval  $7\pi \leq \theta \leq 10\pi$   
there will be 3 "repetitions"  
and therefore 3 solutions



7. (i) Solve, for  $0 \leq x < \frac{\pi}{2}$ , the equation

$$4 \sin x = \sec x \quad (4)$$

- (ii) Solve, for  $0 \leq \theta < 360^\circ$ , the equation

$$5 \sin \theta - 5 \cos \theta = 2$$

giving your answers to one decimal place.

(Solutions based entirely on graphical or numerical methods are not acceptable.)

(5)

$$i) \quad 4 \sin x = \frac{1}{\cos x}$$

$$4 \sin x \cos x = 1$$

$$2(2 \sin x \cos x) = 1 \quad \curvearrowright \quad 2 \sin x \cos x \equiv \sin 2x$$

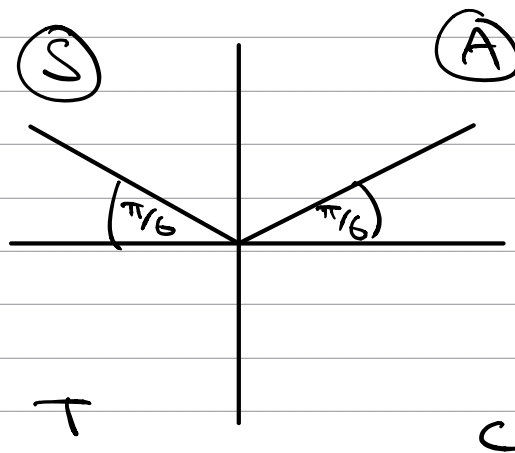
$$2 \sin 2x = 1$$

$$\sin 2x = \frac{1}{2} \quad \therefore \quad 2x = \sin^{-1}\left(\frac{1}{2}\right) = \frac{\pi}{6}$$

Solving in the interval  $0 \leq 2x < \pi$ :

$$2x = \frac{\pi}{6}, \frac{5\pi}{6}$$

$$x = \frac{\pi}{12}, \frac{5\pi}{12}$$



$$ii) \quad 5 \sin \theta - 5 \cos \theta = 2$$

$$\sin \theta - \cos \theta = \frac{2}{5}$$



Question 7 continued

We can express  $\sin\theta - \cos\theta$  in the form  $R\sin(\theta - \alpha)$ .

$$\sin\theta - \cos\theta \equiv R\sin(\theta - \alpha) \equiv R\sin\theta\cos\alpha - R\cos\theta\sin\alpha$$

Comparing coefficients:  $1 = R\cos\alpha$  — (1)  
 $1 = R\sin\alpha$  — (2)

$$\frac{(2)}{(1)}: \frac{R\sin\alpha}{R\cos\alpha} = \frac{1}{1} \quad \therefore \tan\alpha = 1$$
$$\alpha = \tan^{-1}(1) = 45^\circ$$

Finding R:  $R = \sqrt{(1)^2 + (-1)^2} = \sqrt{2}$

$$\therefore \sin\theta - \cos\theta \equiv \sqrt{2}\sin(\theta - 45^\circ)$$

$$\Rightarrow \sqrt{2}\sin(\theta - 45^\circ) = \frac{2}{5}$$

$$\Rightarrow \sin(\theta - 45^\circ) = \frac{2}{5\sqrt{2}}$$

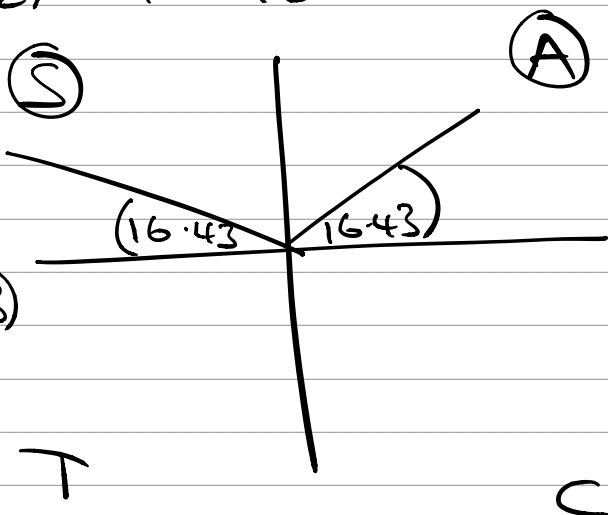
$$\theta - 45^\circ = \sin^{-1}\left(\frac{2}{5\sqrt{2}}\right) = 16.43^\circ$$

solving in:  $-45^\circ < \theta - 45^\circ < 315^\circ$

$$\theta - 45^\circ = 16.43^\circ, 180 - (16.43)$$

$$\theta - 45^\circ = 16.4^\circ, 163.6^\circ$$

$$\theta = \boxed{61.4^\circ, 208.6^\circ}$$



8.

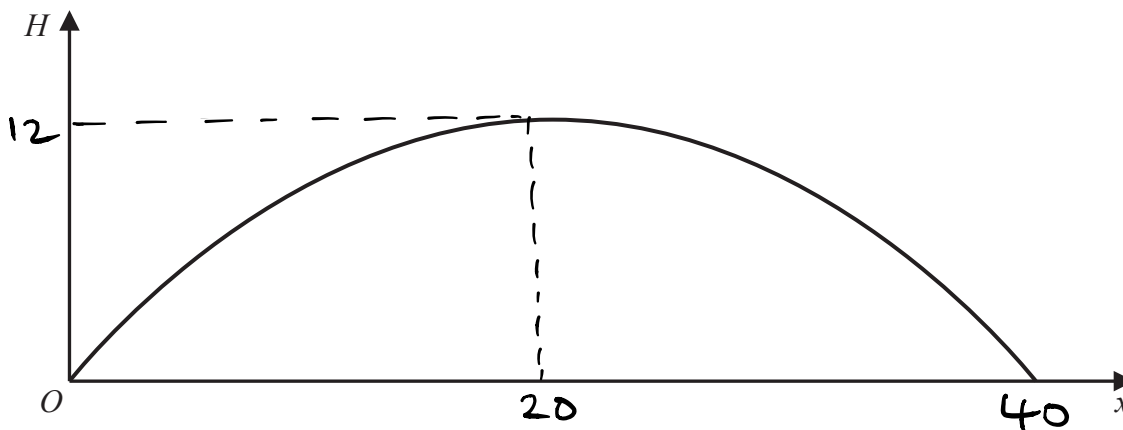


Figure 1

Figure 1 is a graph showing the trajectory of a rugby ball.

The height of the ball above the ground,  $H$  metres, has been plotted against the horizontal distance,  $x$  metres, measured from the point where the ball was kicked.

The ball travels in a vertical plane.

The ball reaches a maximum height of 12 metres and hits the ground at a point 40 metres from where it was kicked.

- (a) Find a quadratic equation linking  $H$  with  $x$  that models this situation. (3)

The ball passes over the horizontal bar of a set of rugby posts that is perpendicular to the path of the ball. The bar is 3 metres above the ground.

- (b) Use your equation to find the greatest horizontal distance of the bar from  $O$ . (3)

- (c) Give one limitation of the model. (1)

no "+c" since H passes through O.

a)  $H = ax^2 + bx$

$x = 20, H = 12$ :  $12 = a(20)^2 + b(20)$   
 $12 = 400a + 20b$  — ①

$x = 40, H = 0$ :  $0 = a(40)^2 + b(40)$   
 $0 = 1600a + 40b$  — ②

①  $\times 4$ :  $48 = 1600a + 80b$   
 - ②:  $[0 = 1600a + 40b]$   


---

 $48 = 0 + 40b //$

DO NOT WRITE IN THIS AREA

DO NOT WRITE IN THIS AREA

DO NOT WRITE IN THIS AREA



Question 8 continued

$$\therefore b = \frac{48}{40} = 1.2 //$$

$$\text{and from (2): } 1600a + 40b = 0$$

$$\therefore a = \frac{-40(1.2)}{1600} = -0.03 //$$

$$\Rightarrow H = -0.03x^2 + 1.2x$$

$$\text{b) solve } H=3: \quad 3 = -0.03x^2 + 1.2x$$

$$0.03x^2 - 1.2x + 3 = 0$$

$$\text{Quadratic Formula: } x = 20 \pm 10\sqrt{3} //$$

$$\begin{pmatrix} a = 0.03 \\ b = -1.2 \\ c = 3 \end{pmatrix}$$

We want the greater value of  $x$ .

$$\Rightarrow \text{greatest distance} = \boxed{20 + 10\sqrt{3}}$$

(37.3m)

c) Motion is likely not to be perfectly parabolic due to air resistance.



9. Given that  $\theta$  is measured in radians, prove, from first principles, that

$$\frac{d}{d\theta}(\cos \theta) = -\sin \theta$$

You may assume the formula for  $\cos(A \pm B)$  and that as  $h \rightarrow 0$ ,  $\frac{\sin h}{h} \rightarrow 1$  and  $\frac{\cos h - 1}{h} \rightarrow 0$  (5)

let  $f(\theta) = \cos \theta$

$$\frac{d}{d\theta}(\cos \theta) = f'(\theta) = \lim_{h \rightarrow 0} \left[ \frac{f(\theta+h) - f(\theta)}{h} \right]$$

$$= \lim_{h \rightarrow 0} \left[ \frac{\cos(\theta+h) - \cos \theta}{h} \right]$$

$$= \lim_{h \rightarrow 0} \left[ \frac{\cos \theta \cos h - \sin \theta \sin h - \cos \theta}{h} \right]$$

$\cos(A-B)$   
addition  
formula

$$= \lim_{h \rightarrow 0} \left[ \frac{\cos \theta (\cos h - 1) - \sin \theta \left( \frac{\sin h}{h} \right)}{h} \right]$$

we're given that  $\lim_{h \rightarrow 0} \left[ \frac{\cos h - 1}{h} \right] = 0$ ,  $\lim_{h \rightarrow 0} \left[ \frac{\sin h}{h} \right] = 1$

$$\therefore f'(\theta) = \lim_{h \rightarrow 0} \left[ \cancel{\cos \theta \left[ \frac{\cos h - 1}{h} \right]} - \sin \theta \left[ \frac{\sin h}{h} \right] \right]$$

$$= \lim_{h \rightarrow 0} \left[ -\sin \theta \right] = -\sin \theta //$$



10. A spherical mint of radius 5 mm is placed in the mouth and sucked.  
Four minutes later, the radius of the mint is 3 mm.

In a simple model, the rate of decrease of the radius of the mint is inversely proportional to the square of the radius.

Using this model and all the information given,

- (a) find an equation linking the radius of the mint and the time.  
(You should define the variables that you use.) (5)
- (b) Hence find the total time taken for the mint to completely dissolve. Give your answer in minutes and seconds to the nearest second. (2)
- (c) Suggest a limitation of the model. (1)

$$a) \frac{dr}{dt} \propto \frac{1}{r^2} \quad \therefore \frac{dr}{dt} = \frac{-k}{r^2} //$$

$$\Rightarrow r^2 \frac{dr}{dt} = -k$$

$$\Rightarrow \int (r^2) dr = -k \int (1) dt$$

$$\Rightarrow \frac{r^3}{3} = -kt + c$$

$$\underline{t=0, r=5} : \frac{5^3}{3} = c = \frac{125}{3}$$

$$\underline{t=4, r=3} : \frac{3^3}{3} = -4k + c$$

$$9 = c - 4k$$

$$4k = c - 9$$

$$k = \frac{c-9}{4} = \frac{\frac{125}{3}-9}{4} = \frac{49}{6} //$$





Question 10 continued

$$\text{so } \frac{r^3}{3} = -\frac{49}{6}t + \frac{125}{3}$$

Where:

$r$  - Radius of mint in mm  
 $t$  - time from when mint is placed in mouth in minutes.

$$\text{b) } \underline{r=0} : 0 = -\frac{49}{6}t + \frac{125}{3}$$

$$\frac{49}{6}t = \frac{125}{3}$$

$$t = \frac{125}{3} = 5.102 \text{ minutes}$$

$$\frac{49}{6} = \boxed{5 \text{ min } 6 \text{ seconds}}$$

c) The mint may deform as it is sucked.  
 May not retain a spherical shape.



11.

$$\frac{1+11x-6x^2}{(x-3)(1-2x)} \equiv A + \frac{B}{(x-3)} + \frac{C}{(1-2x)}$$

(a) Find the values of the constants  $A$ ,  $B$  and  $C$ .

(4)

$$f(x) = \frac{1+11x-6x^2}{(x-3)(1-2x)} \quad x > 3$$

(b) Prove that  $f(x)$  is a decreasing function.

(3)

a)  $1 + 11x - 6x^2 \equiv A(x-3)(1-2x) + B(1-2x) + C(x-3)$

$x=3$  :  $1 + 11(3) - 6(3)^2 \equiv B(-5)$   
 $-20 \equiv -5B$   
 $\therefore \boxed{B=4}$

$x=\frac{1}{2}$  :  $1 + 11(\frac{1}{2}) - 6(\frac{1}{2})^2 \equiv C(-\frac{5}{2})$   
 $5 \equiv -\frac{5}{2}C$   
 $\therefore \boxed{C=-2}$

$x=0$  :  $1 \equiv A(-3)(1) + B(1) + C(-3)$   
 $1 \equiv -3A + 4 + 6$   
 $-9 \equiv -3A$   
 $\therefore \boxed{A=3}$

b)  $f(x) \equiv 3 + 4(x-3)^{-1} - 2(1-2x)^{-1}$

$$f'(x) = -4(x-3)^{-2} + 2(1-2x)^{-2}(-2)$$

$$= \frac{-4}{(x-3)^2} - \frac{4}{(1-2x)^2} = -4 \left[ \frac{1}{(x-3)^2} + \frac{1}{(1-2x)^2} \right]$$

$\frac{1}{(x-3)^2} > 0$ ,  $\frac{1}{(1-2x)^2} > 0$  so  $f'(x) < 0$  for all  $x$ .

DO NOT WRITE IN THIS AREA

DO NOT WRITE IN THIS AREA

DO NOT WRITE IN THIS AREA



12. (a) Prove that

$$1 - \cos 2\theta \equiv \tan \theta \sin 2\theta, \quad \theta \neq \frac{(2n+1)\pi}{2}, \quad n \in \mathbb{Z} \quad (3)$$

(b) Hence solve, for  $-\frac{\pi}{2} < x < \frac{\pi}{2}$ , the equation

$$(\sec^2 x - 5)(1 - \cos 2x) = 3 \tan^2 x \sin 2x$$

Give any non-exact answer to 3 decimal places where appropriate. (6)

$$\begin{aligned} \text{a) RHS} &= \tan \theta \sin 2\theta \equiv \frac{\sin \theta (2 \sin \theta \cos \theta)}{\cos \theta} \\ &= 2 \sin^2 \theta \end{aligned}$$

$$\text{but } \cos 2\theta \equiv 1 - 2 \sin^2 \theta \quad \therefore 2 \sin^2 \theta \equiv 1 - \cos 2\theta //$$

$$\text{hence RHS} \equiv 2 \sin^2 \theta \equiv 1 - \cos 2\theta = \text{LHS}$$

$$\text{b) } (\sec^2 x - 5)(1 - \cos 2x) = 3 \tan^2 x \sin 2x$$

$$(\sec^2 x - 5) (\tan x \sin 2x) = 3 \tan x (\tan x \sin 2x)$$

$$\sec^2 x - 5 = 3 \tan x$$

$$1 + \tan^2 x - 5 = 3 \tan x$$

$$\tan^2 x - 3 \tan x - 4 = 0$$

$$(\tan x - 4)(\tan x + 1) = 0$$

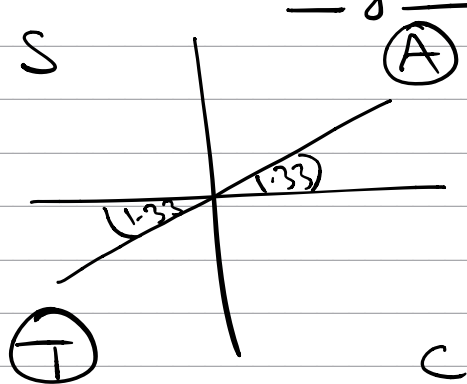
$$\tan x = 4, \quad \tan x = -1$$

$$x = \tan^{-1}(4) = 1.326, \quad x = \tan^{-1}(-1) = -\frac{\pi}{4}$$

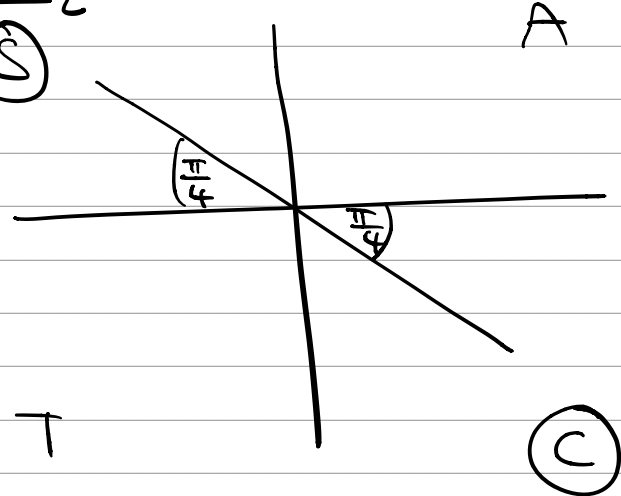


Question 12 continued

range:  $-\frac{\pi}{2} < x < \frac{\pi}{2}$



$x = 1.326$



$x = -\frac{\pi}{2}$

DO NOT WRITE IN THIS AREA

DO NOT WRITE IN THIS AREA

DO NOT WRITE IN THIS AREA



13.

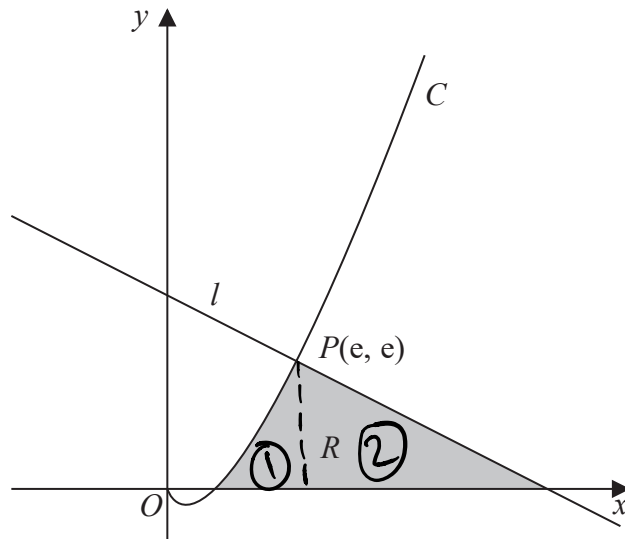


Figure 2

Figure 2 shows a sketch of part of the curve  $C$  with equation  $y = x \ln x$ ,  $x > 0$

The line  $l$  is the normal to  $C$  at the point  $P(e, e)$

The region  $R$ , shown shaded in Figure 2, is bounded by the curve  $C$ , the line  $l$  and the  $x$ -axis.

Show that the exact area of  $R$  is  $Ae^2 + B$  where  $A$  and  $B$  are rational numbers to be found.

(10)

find eqn of normal :  $\frac{dy}{dx} = 1 + \ln x$

$$\left. \frac{dy}{dx} \right|_{x=e} = 1 + \ln e = 1 + 1 = 2 //$$

$$\therefore m_{\text{normal}} = -\frac{1}{2}$$

$\therefore$  normal passes through  $(e, e)$ .

$$\Rightarrow y - e = -\frac{1}{2}(x - e) //$$

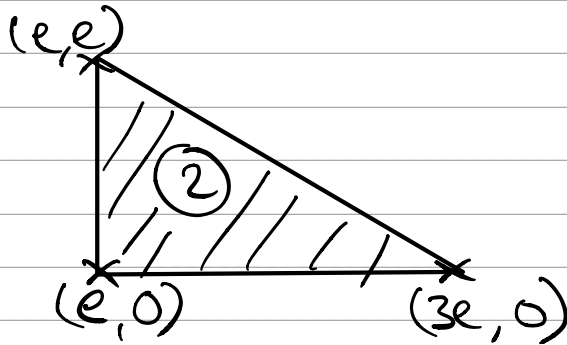
to find intersection of normal with  $x$ -axis,  
sub  $y = 0$ :

$$\Rightarrow -e = -\frac{1}{2}x + \frac{1}{2}e$$



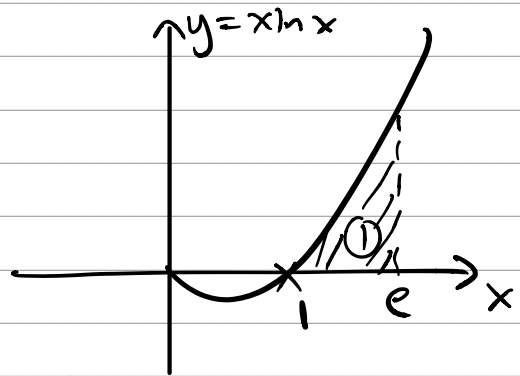
Question 13 continued

$$-\frac{3e}{2} = -\frac{x}{2} \quad \therefore x = 3e //$$



$$\begin{aligned} \therefore \text{Area } \textcircled{2} &= \frac{1}{2}(3e - e)(e) \\ &= e^2 // \end{aligned}$$

$$\text{Area } \textcircled{1} = \int_1^e x \ln x \, dx$$



By Parts :  $\frac{dv}{dx} = x \quad v = \frac{x^2}{2}$   
 $u = \ln x \quad u' = \frac{1}{x}$

$$\begin{aligned} \therefore \int_1^e x \ln x \, dx &= \left[ \frac{x^2}{2} \ln x \right]_1^e - \int_1^e \left[ \frac{x^2}{2} \cdot \frac{1}{x} \right] dx \\ &= \left[ \frac{e^2}{2} \right] - \int_1^e \frac{x}{2} dx \\ &= \frac{e^2}{2} - \left[ \frac{x^2}{4} \right]_1^e \\ &= \frac{e^2}{2} - \frac{e^2}{4} + \frac{1}{4} = \frac{e^2}{4} + \frac{1}{4} // \end{aligned}$$



Question 13 continued

$$R = \textcircled{1} + \textcircled{2} = \frac{e^2}{4} + \frac{1}{4} + e^2 = \frac{5e^2}{4} + \frac{1}{4}$$
$$= \boxed{\frac{5e^2 + 1}{4}}$$

DO NOT WRITE IN THIS AREA

DO NOT WRITE IN THIS AREA

DO NOT WRITE IN THIS AREA



14. A scientist is studying a population of mice on an island.

The number of mice,  $N$ , in the population,  $t$  months after the start of the study, is modelled by the equation

$$N = \frac{900}{3 + 7e^{-0.25t}}, \quad t \in \mathbb{R}, \quad t \geq 0$$

(a) Find the number of mice in the population at the start of the study.

(1)

(b) Show that the rate of growth  $\frac{dN}{dt}$  is given by  $\frac{dN}{dt} = \frac{N(300 - N)}{1200}$

(4)

The rate of growth is a maximum after  $T$  months.

(c) Find, according to the model, the value of  $T$ .

(4)

According to the model, the maximum number of mice on the island is  $P$ .

(d) State the value of  $P$ .

(1)

$$a) \underline{t=0} : N = \frac{900}{3+7} = \boxed{90}$$

$$b) N = 900(3+7e^{-0.25t})^{-1}$$

$$\begin{aligned} \frac{dN}{dt} &= -900(3+7e^{-0.25t})^{-2}(-7(0.25)e^{-0.25t}) \\ &= \frac{-900\left(-\frac{7}{4}\right)e^{-0.25t}}{(3+7e^{-0.25t})^2} \end{aligned}$$

$$= \frac{7}{4} \left( e^{-0.25t} \right) \left( \frac{1}{(3+7e^{-0.25t})} \right) \left( \frac{900}{3+7e^{-0.25t}} \right)$$

$\underbrace{\hspace{10em}}_{= \frac{N}{900}} \qquad \underbrace{\hspace{10em}}_{= N}$





Question 14 continued

$$N = \frac{900}{3 + 7e^{-0.25t}}$$

$$\frac{900}{2} = 3 + 7e^{-0.25t}$$

$$\frac{900 - 3}{7} = e^{-0.25t} = \frac{900 - 3N}{7N}$$

$$\therefore \frac{dN}{dt} = \frac{1}{4} \left( \frac{900 - 3N}{N} \right) \left( \frac{N}{900} \right) (N)$$

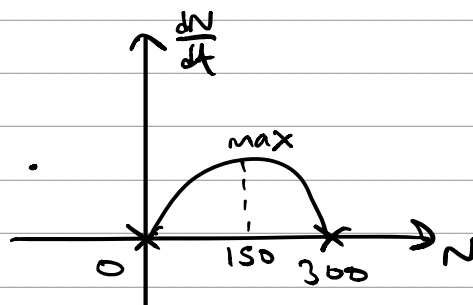
$$= \frac{N}{3600} (900 - 3N)$$

$$= \frac{(N)(3)(300 - N)}{3600}$$

$$= \frac{N(300 - N)}{1200}$$

c)  $\frac{dN}{dt} = \frac{N(300 - N)}{1200}$  is max...

so  $N = 150$  at  $t = T$ .



Question 14 continued

$$\Rightarrow 150 = \frac{900}{3 + 7e^{-0.25t}}$$

$$6 = 3 + 7e^{-0.25t}$$

$$3 = 7e^{-0.25t}$$

$$\frac{3}{7} = e^{-0.25t}$$

$$\ln \frac{3}{7} = -0.25t$$

$$\therefore t = \frac{\ln \frac{3}{7}}{-0.25} = \boxed{3.39 \text{ months}}$$

d) as  $t \rightarrow \infty$ ,  $N \rightarrow \frac{900}{3} = 300 //$

however  $N$  doesn't ever reach 300, so

$$\boxed{P_{\max} = 299}$$

(Maru Scheme accepts  $P_{\max} = 300$ )  
though.

(Total for Question 14 is 10 marks)

TOTAL FOR PAPER IS 100 MARKS

